



### District Report Card: 2017


<b>State:</b> Goa	<b>District:</b> South Goa
<b>Class:</b> 3	<b>Subject:</b> Mathematics
<b>Schools:</b> 104	<b>Students:</b> 2419


### Participation/Coverage


#### Students

 GENDER	Boys		Girls	
	Number	%	Number	%
	1197	49.48	1222	50.52

 AREA	Rural		Urban	
	Number	%	Number	%
	1492	61.68	927	38.32

 CATEGORY	SC		ST		OBC		GEN	
	Number	%	Number	%	Number	%	Number	%
	28	1.16	285	11.78	167	6.90	1939	80.16

 CWSN	LD	VI	HI	S&LD	ID	Oth
	3	3	2	0	0	26

 Management	Government		Government-aided	
	Number	%	Number	%
	412	17.03	2007	82.97

### Average Performance of Students in Mathematics (%)

Overall	Gender		Area		Management		Social Group			
	Male	Female	Rural	Urban	Govt.	Aided	SC	ST	OBC	GEN
58.20	57.99	58.41	60.29	54.85	57.18	58.41	57.14	65.68	62.24	56.77

## Performance on Learning Outcomes (LOs)

Learning Outcomes	Description	Average Performance(%)
M301	Reads and writes numbers up to 999 using place value	58.87
M302	Compares numbers up to 999 based on their place values	65.19
M303	Solves simple daily life problems using addition and subtraction of three digit numbers with and without regrouping	48.83
M304	Constructs and uses the multiplication facts (up till 10) in daily life situations	51.16
M305	Analyses and applies an appropriate number operation in the situation/ context	54.98
M306	Explains the meaning of division facts by equal grouping/sharing and finds it by repeated subtraction	49.81
M309	Identifies and makes 2D-shapes by paper folding, paper cutting on the dot grid, using straight lines etc.	83.84
M311	Fills a given region leaving no gaps using a tile of a given shape	59.74
M312	Estimates and measures length and distance using standard units like centimeters or meters & identifies relationships	27.42
M317	Reads the time correctly to the hour using a clock/watch	71.27
M318	Extends patterns in simple shapes and numbers	48.42
M319	Records data using tally marks, represents pictorially and draws conclusions	82.35

Range of Performance of Students who Answered Correctly							
Below 30%		30% - 50%		50% - 75%		Above 75%	
Number	%	Number	%	Number	%	Number	%
259	10.71	614	25.38	998	41.26	548	22.65

## Lowest Performing Learning Outcomes (LOs)

- 1 - Estimates and measures length and distance using standard units like centimeters or meters & identifies relationships (27.42)
- 2 - Extends patterns in simple shapes and numbers (48.42)
- 3 - Solves simple daily life problems using addition and subtraction of three digit numbers with and without regrouping (48.83)
- 4 - Explains the meaning of division facts by equal grouping/sharing and finds it by repeated subtraction (49.81)
- 5 - Constructs and uses the multiplication facts (up till 10) in daily life situations (51.16)